

CUL107 The Art of Garde Manger

Summary of CATS Project 2012-2013

Instructor Chef

Jon Hill, M.Ed.

Tallow sculpturing is a culinary expression of food art dating back to the 18<sup>th</sup> century. This is a medium of food artistry which is mostly classified as one of the lost arts in the culinary profession. Here at Estrella Mountain Community College I teach this subject in my capstone culinary class Garde Manger CUL107.

Tallow is a mixture of rendered beef suet , bees wax and candle wax. It is tinted a light butter color and is used to sculpt with your hands and clay type sculpturing tools to create sculptures for use to adorn food buffet tables and individual butler passed food trays.

I used the CATS Comprehensive Assessment Tracking System to measure student's ability to create a sculpture with my instruction and providing the environment and materials to do so. In the Fall of 2012 was my first measurement of the process and then again Spring 2013 was the second measurement.

The results were exciting because I could improve student success in the first time process with my students by the way I gave the directions and guidance during class time.

Step 1

The Learning outcome and/or competency that I teach in my course that I am focusing on.

Step 2

The evaluation tool and the criteria used to determine how the students performed.

Step3

The results of the evaluation-did they do well?

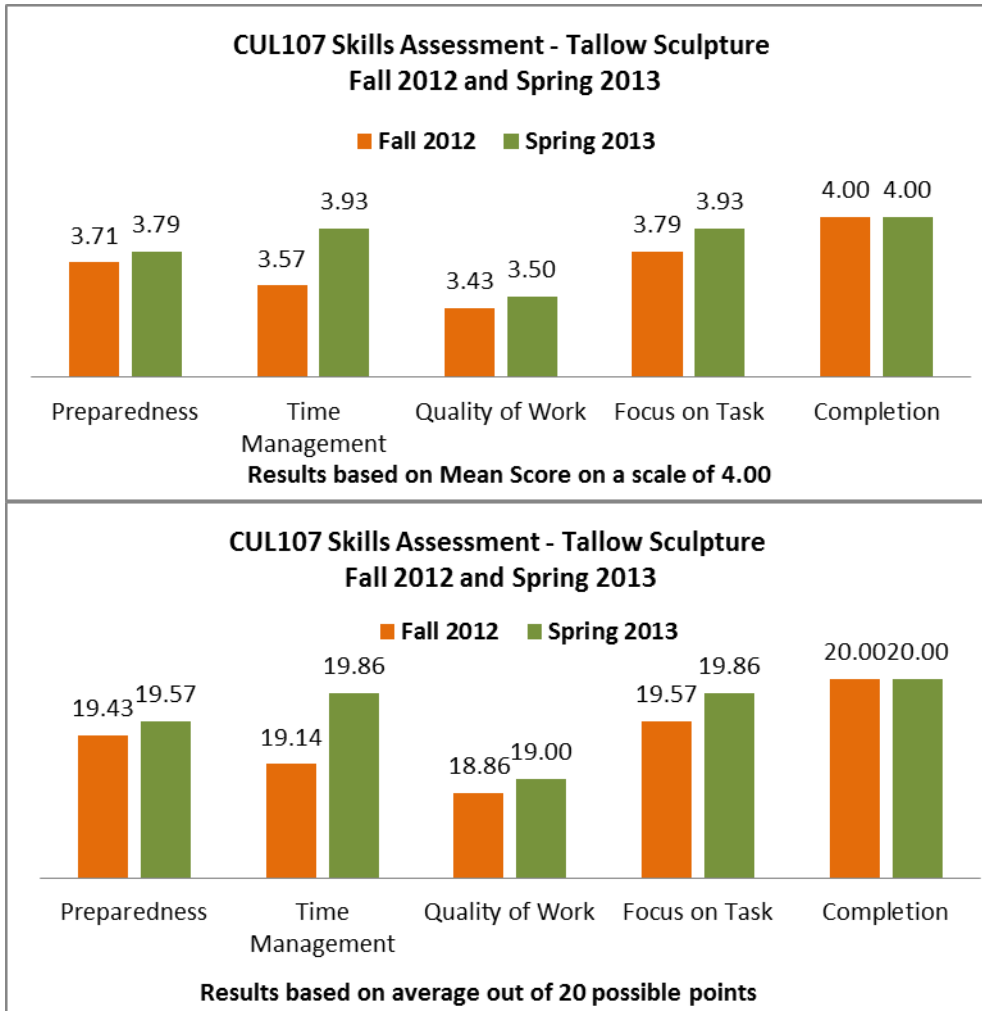
B) *Course revision:*

- a) Step 2 - the strategy or strategies I will use to revise my instruction, the evaluation tool, or student activities central to the learning outcome.
- b) Step 3 - the results of my changes - did they work or not and am I satisfied that I have improved the learning concerning this concept.

### CUL107 Skills Assessment Tallow Sculpture Results

The results for spring 2013 show students are doing well. Based on the total points out of a possible 100 points overall the students performed at 98 out of 100 points or 98%. All the students completed the task. Students managed their time well, focused on the task and were prepared. The area that students scored the lowest was quality of work. The students quality of work overall was 19 out of 20 points. Overall the students scored a grade of an A in all areas.

Students improved in the spring 2013 over the fall 2012 in all areas. The area with the largest increase in spring 2013 compared to fall 2012 was time management. A scale of 4=exceptional to 1=below expected or using a point scale of 4=20 points, 3= 18 points and 1 = 14 points. The rubric scores ranged from satisfactory to exceptional.



## Skills Assessment Rubric Results CUL107 - Fall 2012

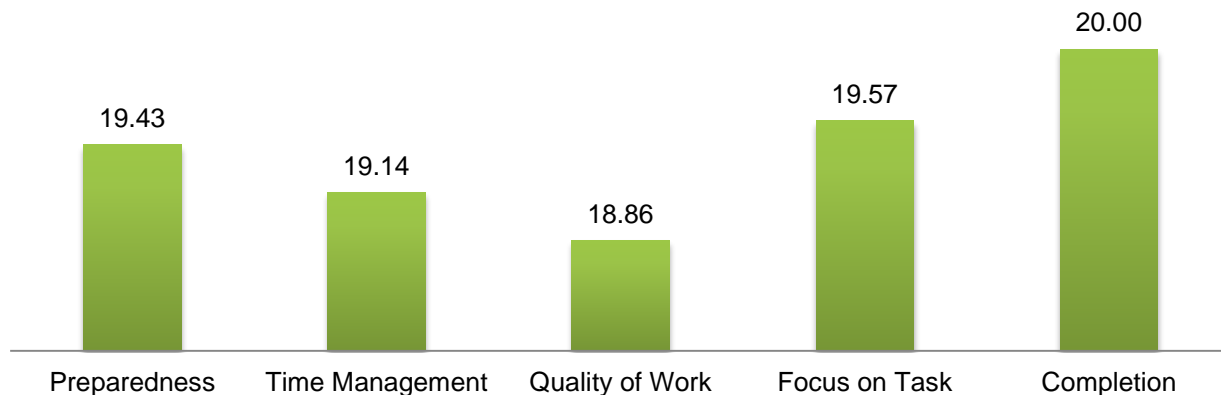
4=Exceptional, 3 = Satisfactory, 2=Nearly Expected, 1=Below Expected

4=20 points, 3=18 points, 2=16 points, 1=14 points

Student Record	Preparedness	Time Management	Quality of Work	Focus on Task	Completion
1	20	20	20	20	20
2	20	18	20	18	20
3	20	20	20	20	20
4	20	20	20	20	20
5	20	20	18	20	20
6	20	20	18	20	20
7	18	18	18	18	20
8	18	20	20	20	20
9	18	18	18	20	20
10	18	18	20	20	20
11	20	20	18	20	20
12	20	18	18	18	20
13	20	18	18	20	20
14	20	20	18	20	20
Total	272	268	264	274	280
Mean Pts	19.43	19.14	18.86	19.57	20.00

### CUL107 Skills Assessment - Tallow Sculpture Fall 2012

Results based on average out of 20 possible points

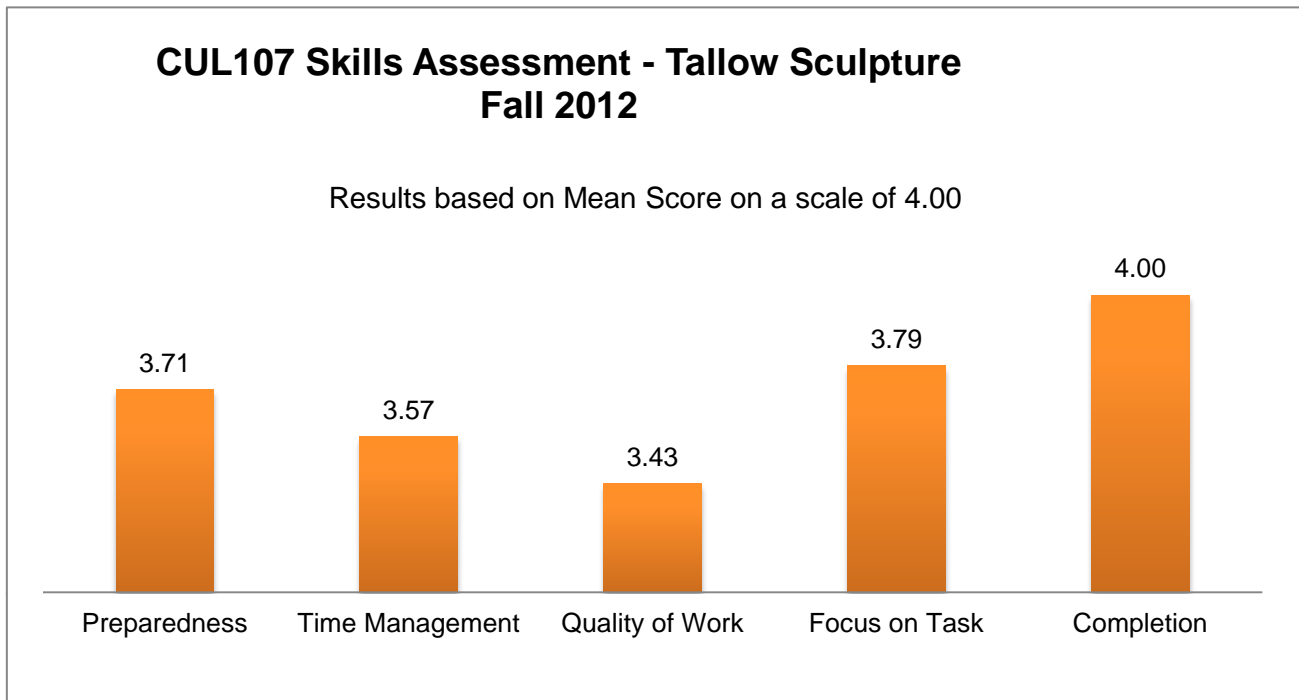


## Skills Assessment Rubric Results CUL107 - Fall 2012

4=Exceptional, 3 = Satisfactory, 2=Nearly Expected, 1=Below Expected

4=20 points, 3=18 points, 2=16 points, 1=14 points

Student Record	Preparedness	Time Management	Quality of Work	Focus on Task	Completion
1	4	4	4	4	4
2	4	3	4	3	4
3	4	4	4	4	4
4	4	4	4	4	4
5	4	4	3	4	4
6	4	4	3	4	4
7	3	3	3	3	4
8	3	4	4	4	4
9	3	3	3	4	4
10	3	3	4	4	4
11	4	4	3	4	4
12	4	3	3	3	4
13	4	3	3	4	4
14	4	4	3	4	4
Total	52	50	48	53	56
Mean	3.71	3.57	3.43	3.79	4.00

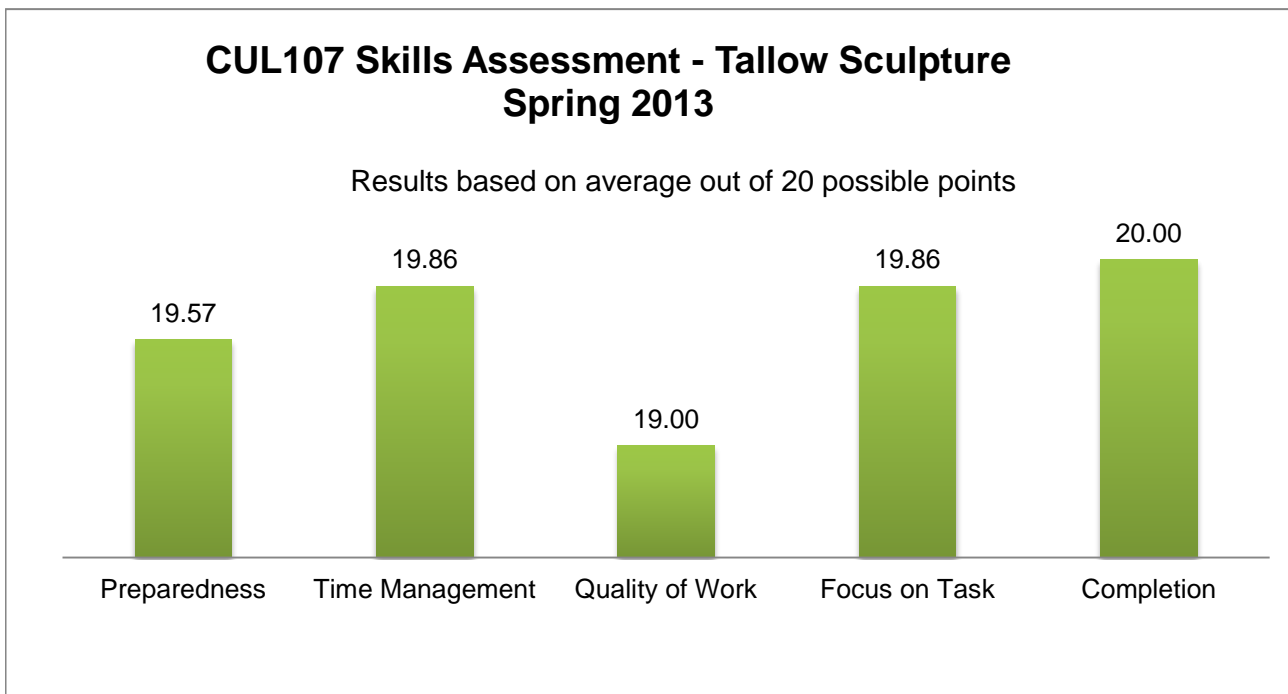


## Skills Assessment Rubric Results CUL107 - Spring 2013

4=Exceptional, 3 = Satisfactory, 2=Nearly Expected, 1=Below Expected

4=20 points, 3=18 points, 2=16 points, 1=14 points

Student Record	Preparedness	Time Management	Quality of Work	Focus on Task	Completion	Total Score
1	18	20	20	20	20	98
2	18	20	20	20	20	98
3	20	20	18	20	20	98
4	20	20	18	20	20	98
5	20	20	18	20	20	98
6	20	20	18	20	20	98
7	20	20	18	20	20	98
8	20	20	18	18	20	96
9	20	18	18	20	20	96
10	18	20	20	20	20	98
11	20	20	20	20	20	100
12	20	20	20	20	20	100
13	20	20	20	20	20	100
14	20	20	20	20	20	100
Total	274	278	266	278	280	1376
Mean Pts	19.57	19.86	19.00	19.86	20.00	98%



The objective is to improve student scores related to data

20% possible or 20 points is given automatically for completion of the tallow sculpture

A equals (90-100%)

B equals (80-89%)

C equals (70-79%)

### Skills Assessment Rubric Results CUL107 - Spring 2013

4=Exceptional, 3 = Satisfactory, 2=Nearly Expected, 1=Below Expected

4=20 points, 3=18 points, 2=16 points, 1=14 points

Student Record	Preparedness	Time Management	Quality of Work	Focus on Task	Completion
1	3	4	4	4	4
2	3	4	4	4	4
3	4	4	3	4	4
4	4	4	3	4	4
5	4	4	3	4	4
6	4	4	3	4	4
7	4	4	3	4	4
8	4	4	3	3	4
9	4	3	3	4	4
10	3	4	4	4	4
11	4	4	4	4	4
12	4	4	4	4	4
13	4	4	4	4	4
14	4	4	4	4	4
Total	53	55	49	55	56
Mean	3.79	3.93	3.50	3.93	4.00

### CUL107 Skills Assessment - Tallow Sculpture Spring 2013

Results based on Mean Score on a scale of 4.00

